

Fascia hinge with spring system



Fascia hinge with spring system

Suitable for mounting hinged fascias or for connecting two door sections on folding/sliding doors.

The integrated spring system keeps the door closed in a 90° position and also keeps the fascia aligned with the door.

The flat side arm takes up little space when the door is pushed into position between side panel and auxiliary panel.

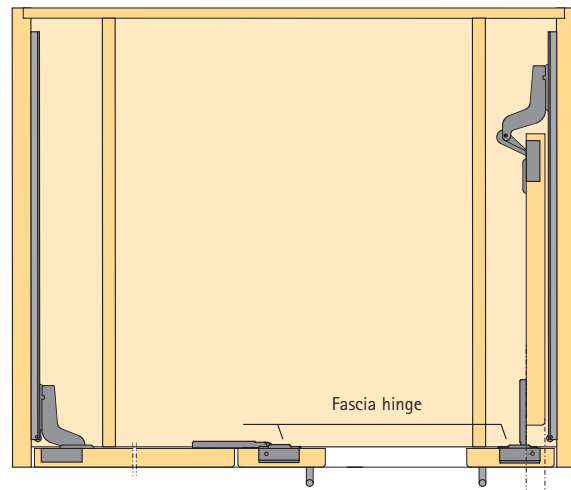
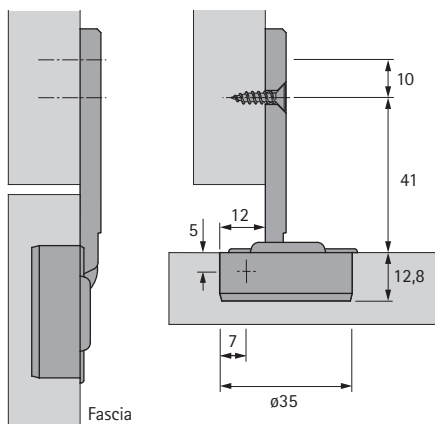
The hinge is ideal for the Panorama 95 folding/sliding door fitting.

Nickel-plated die-cast zinc

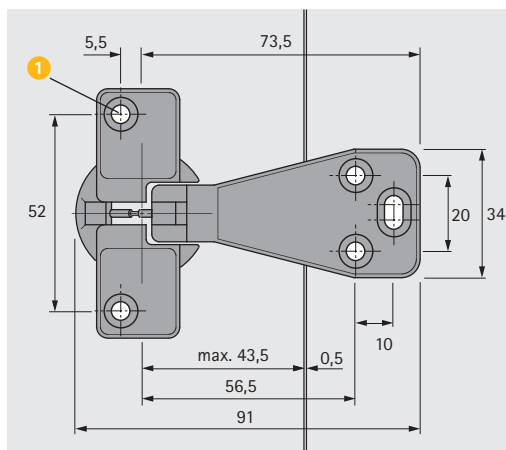


Article	Finish	Order no.	PU
Fascia hinge	nickel-plated die-cast zinc	1 019 879	200

Mounting example



Panorama 95 with fascia hinge



- 1 Fixing countersunk screw $\varnothing 3,5 \times 16$ mm, nickel-plated for the hinge cup, order no. 071 925, PU 200