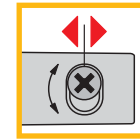
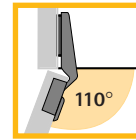


Intermat 9943

Fast-assembly hinge

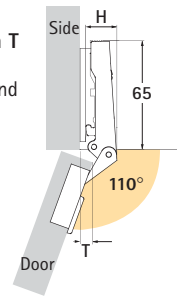
Opening angle 110°

Door thickness from 15 mm



Concealed hinge with snap-on assembly, integrated door overlay and eccentric depth adjustment
 Opening angle 110°, cup diameter 35 mm
 Shallow hole depth for door thickness min. of 15 mm
 InterMat 9943 hinges are snapped on to the mounting plate
 Depth adjustment via eccentric screw -0,5 mm/+3,5 mm
 Height adjustment via mounting plate +2 mm/-2 mm
 Overlay adjustment +0,5 mm/-3 mm

Door protrusion T for 0 mm distance and 3 mm cup distance



Mounting option	H mm	T mm
Full overlay	18,5	7
Half overlay	28	16,5
Inset	34,5	23

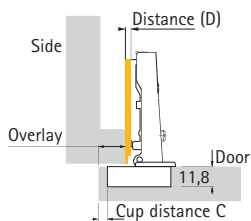
Mounting plates page 57-60
 Cover caps, accessories page 61
 For more technical information refer to page 32-36

Minimum reveal

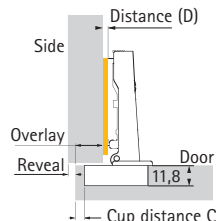
Cup distance C mm	Door thickness mm				
	16	17	18	19	20
3	0,6	0,8	1,1	1,5	1,9
4	0,5	0,7	1,0	1,4	1,8
4,5	0,5	0,7	1,0	1,4	1,8
5	0,5	0,7	1,0	1,4	1,8
6	0,5	0,7	1,0	1,4	1,7

Cabinet construction

Face Frame



Frameless



Full overlay

	PU 200
TB 42 (screw-on)	1 073 711
TB 43 (press-in)	1 029 522
TB FIX (toolless)	1 063 453

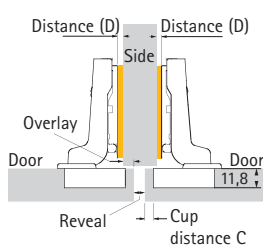
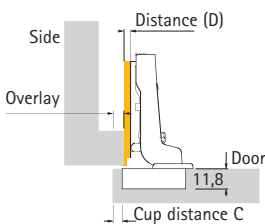
Door buffer Silent System (grey)

	clip-on	screw-on	drill-in
	9 015 112	9 015 115	9 013 069
	PU: 400	PU: 400	PU: 800

D	Overlay mm				
0	16	17	17,5	18	19
1,5	14,5	15,5	16	16,5	17,5
3	13	14	14,5	15	16
5	11	12	12,5	13	14
8	8	9	9,5	10	11
	3	4	4,5	5	6

Cup distance C mm

Mounting plate distances (D):
 Face frame: 0 mm; 4,5 mm
 Frameless: 0 mm; 1,5 mm; 3 mm; 5 mm; 8 mm



Half overlay

	PU 200
TB 42 (screw-on)	9 046 806
TB 43 (press-in)	1 030 921
TB FIX (toolless)	1 063 456

Door buffer Silent System (grey)

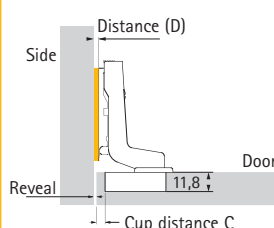
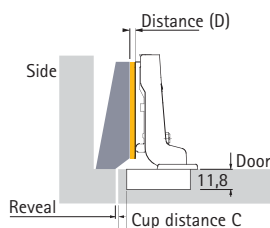
	clip-on	screw-on	drill-in
	9 038 342	9 015 115	9 013 069
	PU: 400	PU: 400	PU: 800

D	Overlay mm				
1,5	5	6	6,5	7	8
	3	4	4,5	5	6

Cup distance C mm

D	Reveal mm					Side
3	9	7	6	5	3	16
3	12	10	9	8	6	19
	3	4	4,5	5	6	

Cup distance C mm



Inset

	PU 200
TB 42 (screw-on)	9 046 807
TB 43 (press-in)	1 030 925
TB FIX (toolless)	1 063 458

Door buffer Silent System (grey)

	clip-on	screw-on
	9 038 343	9 027 941
	PU: 400	PU: 50

D	Reveal mm				
5	5	4	3,5	3	2
	3	4	4,5	5	6

Cup distance C mm

For face frame application use half cranked hinge